

Manual

# Experts

Sharing knowledge to inspire

In partnership with

# Introduction

## What is mSchools?

mSchools supports students and teachers effectively integrating digital technologies into the classroom, opening up new ways of teaching and learning that improve achievement and employability.

mSchools is a multi-faceted mEducation programme of Mobile World Capital Barcelona in partnership with the Generalitat of Catalonia, Barcelona City Hall and GSMA.

*Over 36,000 students in Catalan Schools have participated in mSchools App Education with the collaboration of over 350 Experts.*

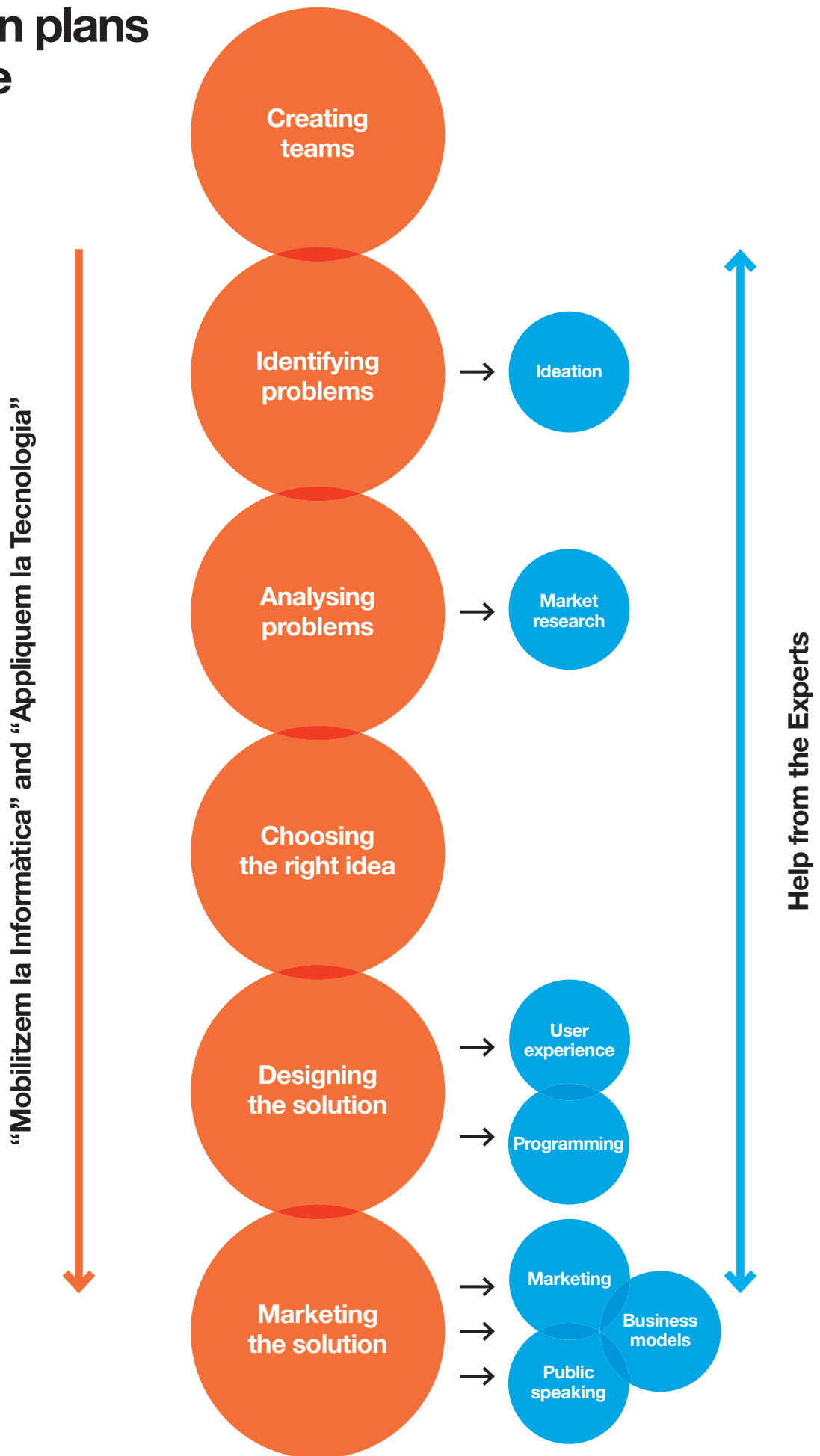
## The mSchools App Education lesson plans

App Education focuses on app design and prototype development with the students organised in teams, like a small business, for them to develop an app to solve a global or everyday problem of their choice.

Lesson plans	In schools	Materials
"Mobilitzem la Informàtica"	Optional course in 4th ESO (4th year Secondary School)	Catalan - English
	High School & Vocational Training	Catalan - English
"Appliquem la Tecnologia"	Technology course at 3rd ESO (3rd year Secondary School)	Catalan

**[Link to download](#)**

# Lesson plans outline




# What is the role of the Expert?

The Expert is a volunteer aiming to bring the world of industry into the classroom by providing support to teachers and students participating in mSchools App Education.

*mSchools Experts are industry experts who volunteer their time to support teachers and students to improve learning outcomes and offer a vision of the industry.*

Experts' profiles may vary, enabling to offer support in different areas:



- **The Expert may decide to help on a one-off basis or over a longer period.**
- **Mentoring a class for one school year takes up approximately between 10 to 15 hours of your time.**
- **mSchools provides training, materials and support to all Experts throughout the process of participation in the programme.**

# Areas of help and advice

## Ideation

Experts can give their opinion on the app ideas presented by each team of students to help them choose the best for their project.

## Market research

Experts can advise students on carrying out their own market research. Research should help to clarify the specific features to be developed in the app and how to market it.

## Programming

Experts can advise teams on the choice of technical applications and platforms to use. They can give their view on the technical difficulty of specific features of the idea and how these can be implemented in the App Inventor environment.

## User experience

Together with the Expert, students can work on the user experience within their app. During sessions, the Expert can provide information about developing apps, scripts, graphics, diagrams and others.

## Business models

Experts can advise on what business models are most suitable for the type of app to be developed.

## Marketing

Experts can guide in a marketing plan approach for the possible commercialisation of the app to a target audience.

## Public speaking

Experts give their opinion on the style and approach of the project presentations, helping students to prepare for a pitch.

# Sessions and their structure

Experts help students through online or face-to-face sessions lasting about an hour during school time. The following structure is recommended:

---

1

## **Introduction**

Expert introduction, explaining professional experience and support to be offered (5 minutes).

---

2

## **Explanation of projects**

Explanation of projects by each team of students (40 minutes in all. This may be less depending on the number of teams in the class. No more than 5 groups per session is recommended).

---

3

## **Feedback**

The Expert offers feedback on the projects presented and clears any doubts among the teams (5 minutes).

---

4

## **Questions**

Students ask the Expert questions (10 minutes).

---

# Already registered as an Expert

## What you can do in the app

### *In the app you can:*

1. View the sessions requested by teachers.

### *In the app you can:*

- In each session you can verify the type of assistance required and three suggested dates.
- You can assign yourself as many sessions as you want.

2. Choose and assign yourself the ones that interest you most based on your availability.

- There are two kinds of session: single and mentoring.\*
- Single sessions cover a specific topic.
- Mentoring sessions cover a request where ongoing assistance is needed, requiring a fluid communication between the teacher and the Expert throughout the year.

3. Once you have assigned yourself a session, the app will inform the teacher that the session has been assigned.

- If for any reason you cannot attend a session:
- You can cancel it using the app.
  - Inform the teacher.

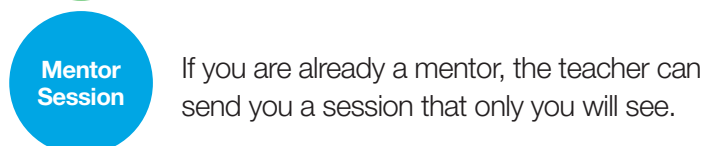
4. Agree on the type of session: video conference or face-to-face.

- Before the session ask the teacher for information on the status of the students' projects.

5. Once the session is over the app will ask you to fill in a short questionnaire.

- The session will be saved in your records.

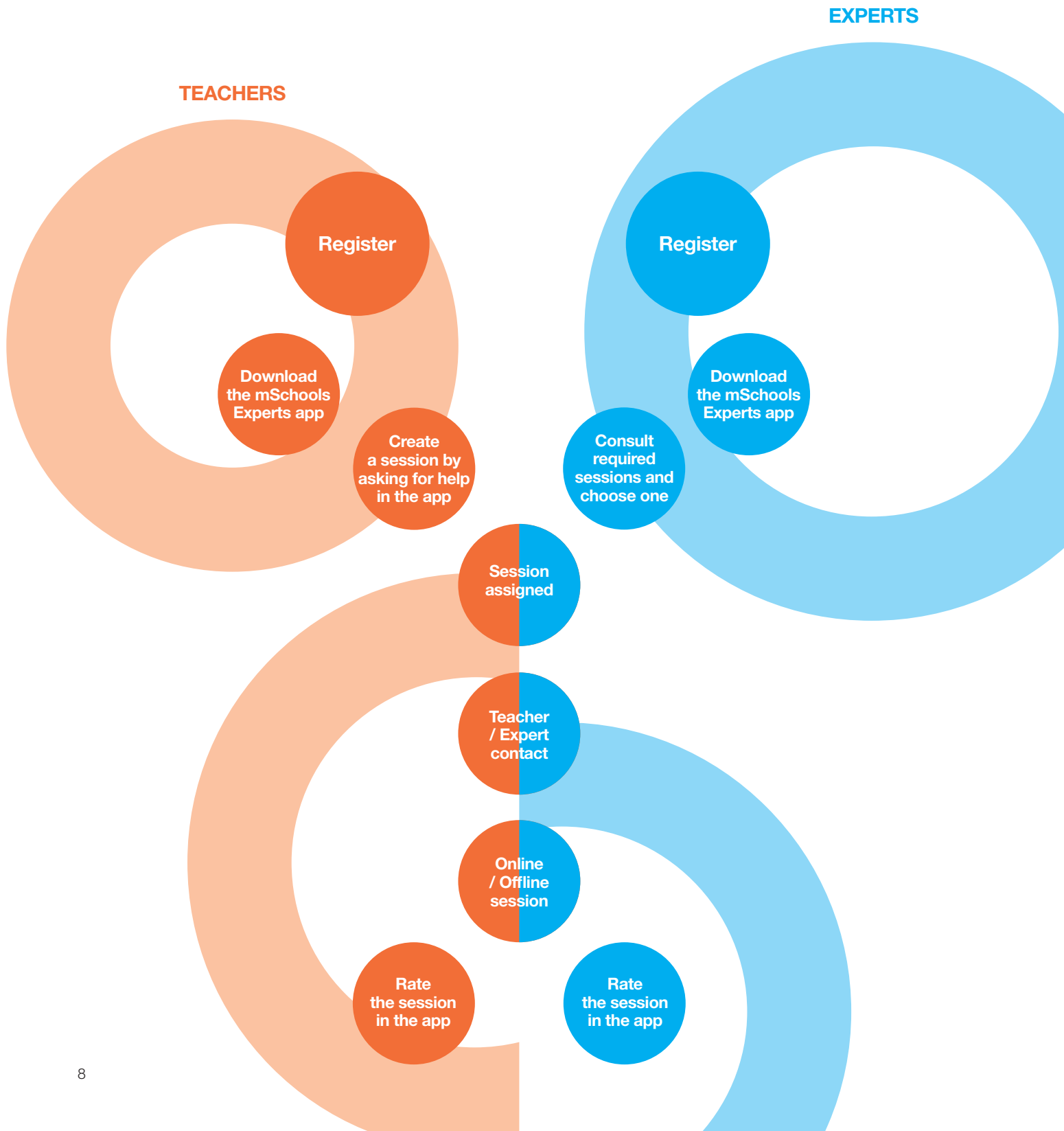
\* In the app, the different types of sessions are shown as follows:



## What to do on the platform experts.mobileworldcapital.com

- Take part in the questions and answers forum.
- See and connect with the community of Experts.
- Look up frequently-asked questions and modify your profile.
- Contact mSchools for any queries.
- Find information about mSchools and its initiatives!

*Contact by email and interactions outside the classroom must be done through the teachers **only** and never directly with students.*





# Welcome to the mSchools community!

## Any doubts?

Check the most frequently asked questions [here](#)

## About mSchools and contact

For further information about the mSchools programme:  
[mschools.mobileworldcapital.com](https://mschools.mobileworldcapital.com)

For any queries:  
[mschools@mobileworldcapital.com](mailto:mschools@mobileworldcapital.com)

